




District Health Assessment for Multiple District 101 through August 2025

		Clubs							Membership							Member Strength		Cancellation		Reports			Finance	Leadership			
District Name	Status/ Number of Months in Status *	Active Clubs	Clubs in Status Quo	Total Clubs	% Status Quo Clubs in Financial Suspension	New Clubs	Cancelled Clubs	YTD Net Club Gain/Loss	Current Members In Active Clubs	Current Members In Status Quo Clubs	Current Total Members Count	YTD Add	YTD Drop	YTD NetGrowth (includes Active and Status Quo)	YTD NetGrowth% (includes Active and Status Quo)	Member Count 12 Months Ago	Average Member Count Per Club	% of Clubs with less than 20 members	Average Cancelled Club Age	Members Lost Due to Cancelled Clubs	% of Clubs Reporting Service	% No MMR in 3 Months	% No Officer Report in 12 months	% of Clubs with balance 90+ days	Number of Zone Chairs Recorded	Number of Region Chairs Recorded	District Officers Vacancies **
101 M	T(24)	55	0	55	0%	0	0	0	1007	0	1007	8	6	2	0.20%	980	18	65%	0	0	4%	45%	0%	0%	9	0	
101 N	T(24)	34	0	34	0%	0	0	0	709	0	709	4	13	-9	-1.25%	758	21	56%	0	0	3%	32%	9%	0%	4	0	2nd VDG
101 O	T(24)	51	0	51	0%	0	1	-1	1111	0	1111	8	9	-1	-0.09%	1,174	22	45%	71	0	4%	24%	0%	2%	6	0	
101 S		80	0	80	0%	0	0	0	2106	0	2106	8	13	-5	-0.24%	2,107	26	31%	0	0	0%	26%	1%	0%	6	0	2nd VDG
101 V		70	0	70	0%	0	1	-1	1605	0	1605	12	14	-2	-0.12%	1,656	23	43%	57	0	1%	29%	0%	0%	9	0	2nd VDG
		290	0	290	0%	0	2	-2	6538	0	6538	40	55	-15	-0.23%	6,675	23	46%	64	0	2%	31%	1%	0%	34	0	



District Health Assessment for Multiple District 102 through August 2025

District Name	Status/ Number of Months in Status *	Clubs							Membership							Member Strength		Cancellation		Reports			Finance	Leadership			
		Active Clubs	Clubs in Status Quo	Total Clubs	% Status Quo Clubs in Financial Suspension	New Clubs	Cancelled Clubs	YTD Net Club Gain/Loss	Current Members In Active Clubs	Current Members In Status Quo Clubs	Current Total Members Count	YTD Add	YTD Drop	YTD NetGrowth (includes Active and Status Quo)	YTD NetGrowth% (includes Active and Status Quo)	Member Count 12 Months Ago	Average Member Count Per Club	% of Clubs with less than 20 members	Average Cancelled Club Age	Members Lost Due to Cancelled Clubs	% of Clubs Reporting Service	% No MMR in 3 Months	% No Officer Report in 12 months	% of Clubs with balance 90+ days	Number of Zone Chairs Recorded	Number of Region Chairs Recorded	District Officers Vacancies **
102 W		107	0	107	0%	0	0	0	3878	0	3878	30	13	17	0.44%	3,929	36	7%	0	0	8%	0%	0%	2%	0	0	
102 E		95	0	95	0%	0	0	0	3304	0	3304	18	21	-3	-0.09%	3,324	35	4%	0	0	16%	0%	0%	2%	4	3	
102 C		72	0	72	0%	0	0	0	2989	0	2989	16	14	2	0.07%	3,033	42	0%	0	0	8%	0%	0%	6%	0	0	
		274	0	274	0%	0	0	0	10171	0	10171	64	48	16	0.16%	10,286	37	4%	0	0	11%	0%	0%	3%	4	3	




District Health Assessment for Multiple District 103 through August 2025

		Clubs							Membership							Member Strength		Cancellation		Reports			Finance		Leadership		
District Name	Status/ Number of Months in Status *	Active Clubs	Clubs in Status Quo	Total Clubs	% Status Quo Clubs in Financial Suspension	New Clubs	Cancelled Clubs	YTD Net Club Gain/Loss	Current Members In Active Clubs	Current Members In Status Quo Clubs	Current Total Members Count	YTD Add	YTD Drop	YTD NetGrowth (includes Active and Status Quo)	YTD NetGrowth% (includes Active and Status Quo)	Member Count 12 Months Ago	Average Member Count Per Club	% of Clubs with less than 20 members	Average Cancelled Club Age	Members Lost Due to Cancelled Clubs	% of Clubs Reporting Service	% No MMR in 3 Months	% No Officer Report in 12 months	% of Clubs with balance 90+ days	Number of Zone Chairs Recorded	Number of Region Chairs Recorded	District Officers Vacancies **
103 N		103	0	103	0%	0	0	0	2026	0	2026	11	14	-3	-0.15%	2,010	20	50%	0	0	1%	2%	2%	25%	0	0	
103NIE		72	0	72	0%	0	0	0	1426	0	1426	3	21	-18	-1.25%	1,465	20	51%	0	0	6%	3%	1%	0%	0	0	
103 E		116	0	116	0%	0	0	0	2265	0	2265	20	26	-6	-0.26%	2,285	20	50%	0	0	4%	4%	1%	0%	0	0	
103 C		72	0	72	0%	0	0	0	1331	0	1331	8	18	-10	-0.75%	1,366	18	54%	0	0	1%	1%	6%	10%	0	0	
103CC	T(18)	65	0	65	0%	0	0	0	1218	0	1218	21	17	4	0.33%	1,243	19	62%	0	0	5%	0%	0%	2%	0	0	
103CE		64	0	64	0%	0	0	0	1298	0	1298	19	15	4	0.31%	1,293	20	47%	0	0	6%	5%	6%	8%	0	0	
103CS		88	0	88	0%	0	0	0	2053	0	2053	17	13	4	0.20%	2,025	23	40%	0	0	1%	7%	0%	2%	0	0	
103CW		77	0	77	0%	0	0	0	1513	0	1513	18	12	6	0.40%	1,459	20	56%	0	0	4%	3%	3%	0%	0	0	
103SE		64	0	64	0%	1	0	1	1253	0	1253	43	21	22	1.79%	1,268	20	58%	0	0	0%	3%	3%	0%	11	0	
103 S		112	0	112	0%	0	0	0	2109	0	2109	18	22	-4	-0.19%	2,107	19	61%	0	0	3%	7%	0%	0%	14	0	
103SW		82	0	82	0%	0	0	0	1484	0	1484	36	22	14	0.95%	1,536	18	67%	0	0	6%	1%	1%	5%	0	0	
103 W		74	0	74	0%	0	0	0	1524	0	1524	12	12	0	0.00%	1,524	21	47%	0	0	4%	4%	7%	11%	0	0	
103IE	T(24)	48	0	48	0%	0	0	0	854	0	854	3	2	1	0.12%	846	18	60%	0	0	2%	4%	2%	8%	0	0	
103IP	T(24)	40	0	40	0%	0	0	0	539	0	539	17	35	-18	-3.23%	558	13	75%	0	0	5%	10%	3%	0%	4	0	
103IW		80	0	80	0%	0	0	0	1301	0	1301	8	11	-3	-0.23%	1,338	16	73%	0	0	3%	8%	3%	0%	0	0	
		1157	0	1157	0%	1	0	1	22194	0	22194	254	261	-7	-0.03%	22,323	19	56%	0	0	3%	4%	2%	5%	29	0	




District Health Assessment for Multiple District 103 through August 2025

		Clubs							Membership							Member Strength		Cancellation		Reports			Finance	Leadership			
District Name	Status/ Number of Months in Status *	Active Clubs	Clubs in Status Quo	Total Clubs	% Status Quo Clubs in Financial Suspension	New Clubs	Cancelled Clubs	YTD Net Club Gain/Loss	Current Members In Active Clubs	Current Members In Status Quo Clubs	Current Total Members Count	YTD Add	YTD Drop	YTD NetGrowth (includes Active and Status Quo)	YTD NetGrowth% (includes Active and Status Quo)	Member Count 12 Months Ago	Average Member Count Per Club	% of Clubs with less than 20 members	Average Cancelled Club Age	Members Lost Due to Cancelled Clubs	% of Clubs Reporting Service	% No MMR in 3 Months	% No Officer Report in 12 months	% of Clubs with balance 90+ days	Number of Zone Chairs Recorded	Number of Region Chairs Recorded	District Officers Vacancies **
104 A	T(24)	45	0	45	0%	0	0	0	955	0	955	33	8	25	2.69%	950	21	44%	0	0	11%	27%	4%	2%	8	0	
104 B		62	0	62	0%	0	0	0	1527	0	1527	12	18	-6	-0.39%	1,541	25	34%	0	0	23%	29%	0%	0%	10	0	GLT
104 C		64	0	64	0%	0	0	0	1380	0	1380	15	8	7	0.51%	1,389	22	47%	0	0	13%	52%	9%	3%	10	0	
104 D		71	0	71	0%	0	1	-1	1566	0	1566	37	38	-1	-0.06%	1,589	22	44%	60	0	13%	44%	3%	1%	17	0	
104 E		77	0	77	0%	0	0	0	1807	0	1807	7	22	-15	-0.82%	1,862	23	36%	0	0	16%	43%	1%	0%	0	0	
		319	0	319	0%	0	1	-1	7235	0	7235	104	94	10	0.14%	7,331	23	41%	60	0	15%	40%	3%	1%	45	0	




District Health Assessment for Multiple District 105 through August 2025

	Clubs								Membership							Member Strength		Cancellation		Reports			Finance		Leadership			
	Status/ District Name	Number of Months in Status *	Active Clubs	Clubs in Status Quo	Total Clubs	% Status Quo Clubs in Financial Suspension	New Clubs	Cancelled Clubs	YTD Net Club Gain/ Loss	Current Members In Active Clubs	Current Members In Status Quo Clubs	Current Total Members Count	YTD Add	YTD Drop	YTD NetGrowth (includes Active and Status Quo)	YTD NetGrowth% (includes Active and Status Quo)	Member Count 12 Months Ago	Average Member Count Per Club	% of Clubs with less than 20 members	Average Cancelled Club Age	Members Lost Due to Cancelled Clubs	% of Clubs Reporting Service	% No MMR in 3 Months	% No Officer Report in 12 months	% of Clubs with balance 90+ days	Number of Zone Chairs Recorded	Number of Region Chairs Recorded	District Officers Vacancies **
105 A			70	0	70	0%	1	0	1	1257	0	1257	45	18	27	2.20%	1,225	18	60%	0	0	54%	20%	0%	6%	12	0	
105CE			79	0	79	0%	0	1	-1	1329	0	1329	18	9	9	0.68%	1,374	17	65%	12	0	28%	23%	4%	0%	9	0	2nd VDG
105CN	T(24)		76	0	76	0%	0	0	0	1005	0	1005	21	18	3	0.30%	1,039	13	80%	0	0	28%	43%	11%	3%	0	0	2nd VDG
105CW			91	0	91	0%	0	2	-2	1579	0	1579	17	17	0	0.00%	1,600	17	64%	2	0	21%	30%	1%	2%	17	5	
105 N	T(24)		62	0	62	0%	0	1	-1	919	0	919	19	16	3	0.33%	944	15	73%	34	1	53%	24%	2%	2%	0	0	2nd VDG
105SC	T(24)		49	0	49	0%	0	2	-2	973	0	973	10	7	3	0.31%	1,004	20	55%	58	0	49%	20%	2%	0%	7	0	
105SE	T(24)		48	0	48	0%	0	0	0	1028	0	1028	23	19	4	0.39%	1,069	21	50%	0	0	17%	17%	2%	0%	0	0	
105SW	T(24)		51	0	51	0%	1	0	1	921	0	921	51	35	16	1.77%	916	18	63%	0	0	37%	12%	0%	0%	9	0	
			526	0	526	0%	2	6	-4	9011	0	9011	204	139	65	0.73%	9,171	17	65%	28	1	35%	25%	3%	2%	54	5	




District Health Assessment for Multiple District 106 through August 2025

		Clubs							Membership							Member Strength		Cancellation		Reports			Finance	Leadership			
District Name	Status/ Number of Months in Status *	Active Clubs	Clubs in Status Quo	Total Clubs	% Status Quo Clubs in Financial Suspension	New Clubs	Cancelled Clubs	YTD Net Club Gain/Loss	Current Members In Active Clubs	Current Members In Status Quo Clubs	Current Total Members Count	YTD Add	YTD Drop	YTD NetGrowth (includes Active and Status Quo)	YTD NetGrowth% (includes Active and Status Quo)	Member Count 12 Months Ago	Average Member Count Per Club	% of Clubs with less than 20 members	Average Cancelled Club Age	Members Lost Due to Cancelled Clubs	% of Clubs Reporting Service	% No MMR in 3 Months	% No Officer Report in 12 months	% of Clubs with balance 90+ days	Number of Zone Chairs Recorded	Number of Region Chairs Recorded	District Officers Vacancies **
106 A	T(24)	78	0	78	0%	0	0	0	1085	0	1085	4	12	-8	-0.73%	1,118	14	79%	0	0	1%	40%	4%	0%	9	0	
106 B		107	0	107	0%	0	0	0	2344	0	2344	20	27	-7	-0.30%	2,377	22	37%	0	0	0%	34%	5%	0%	12	0	
106 C	T(24)	66	0	66	0%	0	0	0	1145	0	1145	13	22	-9	-0.78%	1,194	17	61%	0	0	2%	38%	12%	0%	0	0	
		251	0	251	0%	0	0	0	4574	0	4574	37	61	-24	-0.52%	4,689	18	57%	0	0	1%	37%	6%	0%	21	0	




District Health Assessment for Multiple District 107 through August 2025

		Clubs							Membership							Member Strength		Cancellation		Reports			Finance	Leadership			
District Name	Status/ Number of Months in Status *	Active Clubs	Clubs in Status Quo	Total Clubs	% Status Quo Clubs in Financial Suspension	New Clubs	Cancelled Clubs	YTD Net Club Gain/Loss	Current Members In Active Clubs	Current Members In Status Quo Clubs	Current Total Members Count	YTD Add	YTD Drop	YTD NetGrowth (includes Active and Status Quo)	YTD NetGrowth% (includes Active and Status Quo)	Member Count 12 Months Ago	Average Member Count Per Club	% of Clubs with less than 20 members	Average Cancelled Club Age	Members Lost Due to Cancelled Clubs	% of Clubs Reporting Service	% No MMR in 3 Months	% No Officer Report in 12 months	% of Clubs with balance 90+ days	Number of Zone Chairs Recorded	Number of Region Chairs Recorded	District Officers Vacancies **
107 A		72	0	72	0%	0	0	0	1665	0	1665	6	17	-11	-0.66%	1,728	23	36%	0	0	24%	28%	1%	1%	14	4	
107 B	T(24)	41	0	41	0%	0	0	0	780	0	780	4	2	2	0.26%	798	19	54%	0	0	5%	37%	0%	0%	8	3	
107 C		74	0	74	0%	0	0	0	1698	0	1698	4	5	-1	-0.06%	1,736	23	30%	0	0	20%	26%	1%	0%	10	0	
107 D	T(16)	50	0	50	0%	0	0	0	1124	0	1124	2	8	-6	-0.53%	1,173	22	46%	0	0	32%	24%	2%	0%	9	0	
107 E		66	0	66	0%	0	0	0	1352	0	1352	1	6	-5	-0.37%	1,397	20	44%	0	0	26%	50%	2%	0%	0	0	
107 F		56	0	56	0%	0	0	0	1267	0	1267	1	4	-3	-0.24%	1,305	23	36%	0	0	20%	43%	2%	2%	9	4	
107 G	T(24)	48	0	48	0%	0	0	0	910	0	910	2	2	0	0.00%	936	19	52%	0	0	23%	42%	4%	0%	0	0	2nd VDG
107 H	T(24)	39	0	39	0%	0	0	0	929	0	929	3	4	-1	-0.11%	944	24	23%	0	0	51%	18%	0%	0%	8	0	
107 I	T(24)	44	0	44	0%	0	0	0	811	0	811	1	11	-10	-1.22%	835	18	61%	0	0	20%	36%	2%	0%	7	3	
107 K	T(24)	37	0	37	0%	0	0	0	857	0	857	0	2	-2	-0.23%	890	23	30%	0	0	35%	38%	5%	0%	3	2	2nd VDG
107 L	T(24)	34	0	34	0%	0	0	0	777	0	777	7	10	-3	-0.38%	777	23	44%	0	0	44%	18%	3%	0%	6	1	
107 M	T(4)	54	0	54	0%	0	0	0	1239	0	1239	5	14	-9	-0.72%	1,260	23	39%	0	0	41%	35%	7%	2%	11	4	
107 N		66	0	66	0%	0	0	0	1306	0	1306	1	8	-7	-0.53%	1,343	20	59%	0	0	36%	30%	3%	0%	12	0	
107 O	T(24)	49	0	49	0%	0	0	0	855	0	855	5	4	1	0.12%	868	17	61%	0	0	37%	47%	4%	0%	12	0	
		730	0	730	0%	0	0	0	15570	0	15570	42	97	-55	-0.35%	15,990	21	44%	0	0	29%	34%	3%	0%	109	21	




District Health Assessment for Multiple District 107 through August 2025

		Clubs							Membership							Member Strength		Cancellation		Reports			Finance	Leadership			
District Name	Status/ Number of Months in Status *	Active Clubs	Clubs in Status Quo	Total Clubs	% Status Quo Clubs in Financial Suspension	New Clubs	Cancelled Clubs	YTD Net Club Gain/Loss	Current Members In Active Clubs	Current Members In Status Quo Clubs	Current Total Members Count	YTD Add	YTD Drop	YTD NetGrowth (includes Active and Status Quo)	YTD NetGrowth% (includes Active and Status Quo)	Member Count 12 Months Ago	Average Member Count Per Club	% of Clubs with less than 20 members	Average Cancelled Club Age	Members Lost Due to Cancelled Clubs	% of Clubs Reporting Service	% No MMR in 3 Months	% No Officer Report in 12 months	% of Clubs with balance 90+ days	Number of Zone Chairs Recorded	Number of Region Chairs Recorded	District Officers Vacancies **
108IA1	T(24)	72	0	72	0%	0	1	-1	2096	0	2096	33	19	14	0.67%	2,078	29	31%	33	0	36%	14%	0%	1%	14	4	
108IA2		69	0	69	0%	0	0	0	1844	0	1844	25	22	3	0.16%	1,848	27	35%	0	0	42%	7%	3%	4%	0	0	
108IA3		67	0	67	0%	1	0	1	2053	0	2053	53	37	16	0.79%	1,982	31	18%	0	0	45%	12%	3%	3%	11	4	
108IB1		100	0	100	0%	0	0	0	2488	0	2488	39	31	8	0.32%	2,504	25	32%	0	0	30%	11%	2%	2%	12	5	
108IB2		56	0	56	0%	0	0	0	1376	0	1376	3	15	-12	-0.86%	1,384	25	43%	0	0	21%	5%	0%	9%	10	0	
108IB3		74	0	74	0%	0	0	0	1692	0	1692	7	27	-20	-1.17%	1,661	23	43%	0	0	26%	32%	0%	1%	13	0	
108IB4		51	0	51	0%	0	0	0	1176	0	1176	11	12	-1	-0.08%	1,077	23	45%	0	0	22%	12%	2%	4%	9	0	
108TA1		56	0	56	0%	1	0	1	1878	0	1878	45	27	18	0.97%	1,863	34	7%	0	0	36%	9%	2%	5%	8	0	
108TA2		52	0	52	0%	0	0	0	1439	0	1439	17	10	7	0.49%	1,440	28	29%	0	0	33%	0%	0%	2%	9	3	
108TA3		54	0	54	0%	0	0	0	1405	0	1405	17	12	5	0.36%	1,398	26	26%	0	0	15%	13%	0%	2%	0	0	
108TB		84	0	84	0%	0	0	0	2335	0	2335	11	16	-5	-0.21%	2,334	28	27%	0	0	24%	15%	1%	7%	14	0	
108 A		95	0	95	0%	0	0	0	3382	0	3382	32	53	-21	-0.62%	3,305	36	12%	0	0	35%	4%	1%	12%	14	7	
108AB		97	1	98	100%	0	0	0	2694	10	2704	50	35	15	0.56%	2,767	28	32%	0	0	41%	3%	2%	4%	19	7	
108 L		131	0	131	0%	0	1	-1	3326	0	3326	22	47	-25	-0.75%	3,242	25	36%	30	17	40%	12%	5%	5%	26	9	
108 LA		92	0	92	0%	0	0	0	2993	0	2993	41	32	9	0.30%	2,998	33	17%	0	0	32%	14%	0%	2%	15	7	
108 YA	142	0	142	0%	0	0	0	3421	0	3421	52	62	-10	-0.29%	3,486	24	39%	0	0	11%	21%	3%	4%	29	11		




District Health Assessment for Multiple District 108 through August 2025

<div></div> <div>Status/ District Name</div> <div>Number of Months in Status *</div>		Clubs							Membership							Member Strength		Cancellation		Reports			Finance	Leadership			
		Active Clubs	Clubs in Status Quo	Total Clubs	% Status Quo Clubs in Financial Suspension	New Clubs	Cancelled Clubs	YTD Net Club Gain/ Loss	Current Members In Active Clubs	Current Members In Status Quo Clubs	Current Total Members Count	YTD Add	YTD Drop	YTD NetGrowth (includes Active and Status Quo)	YTD NetGrowth% (includes Active and Status Quo)	Member Count 12 Months Ago	Average Member Count Per Club	% of Clubs with less than 20 members	Average Cancelled Club Age	Members Lost Due to Cancelled Clubs	% of Clubs Reporting Service	% No MMR in 3 Months	% No Officer Report in 12 months	% of Clubs with balance 90+ days	Number of Zone Chairs Recorded	Number of Region Chairs Recorded	District Officers Vacancies **
108 YB		123	0	123	0%	3	0	3	3987	0	3987	123	63	60	1.53%	3,845	32	20%	0	0	60%	8%	1%	4%	28	10	
		1415	1	1416	100%	5	2	3	39585	10	39595	581	520	61	0.15%	39,212	28	29%	31	17	33%	12%	2%	4%	231	67	




District Health Assessment for Multiple District 109 through August 2025

 Status/ District Name of Months in Status *		Clubs							Membership							Member Strength		Cancellation		Reports			Finance		Leadership		
		Active Clubs	Clubs in Status Quo	Total Clubs	% Status Quo Clubs in Financial Suspension	New Clubs	Cancelled Clubs	YTD Net Club Gain/ Loss	Current Members In Active Clubs	Current Members In Status Quo Clubs	Current Total Members Count	YTD Add	YTD Drop	YTD NetGrowth (includes Active and Status Quo)	YTD NetGrowth% (includes Active and Status Quo)	Member Count 12 Months Ago	Average Member Count Per Club	% of Clubs with less than 20 members	Average Cancelled Club Age	Members Lost Due to Cancelled Clubs	% of Clubs Reporting Service	% No MMR in 3 Months	% No Officer Report in 12 months	% of Clubs with balance 90+ days	Number of Zone Chairs Recorded	Number of Region Chairs Recorded	District Officers Vacancies **
109 A	T(24)	44	0	44	0%	0	0	0	1053	0	1053	0	4	-4	-0.38%	1,063	24	45%	0	0	5%	68%	0%	32%	0	0	GST
109 B	T(24)	28	0	28	0%	0	1	-1	633	0	633	4	2	2	0.32%	660	23	32%	31	1	7%	61%	14%	18%	0	0	2nd VDG,GLT
		72	0	72	0%	0	1	-1	1686	0	1686	4	6	-2	-0.12%	1,723	23	40%	31	1	6%	65%	6%	26%	0	0	



District Health Assessment for Multiple District 110 through August 2025

		Clubs							Membership							Member Strength		Cancellation		Reports			Finance	Leadership			
District Name	Status/ Number of Months in Status *	Active Clubs	Clubs in Status Quo	Total Clubs	% Status Quo Clubs in Financial Suspension	New Clubs	Cancelled Clubs	YTD Net Club Gain/Loss	Current Members In Active Clubs	Current Members In Status Quo Clubs	Current Total Members Count	YTD Add	YTD Drop	YTD NetGrowth (includes Active and Status Quo)	YTD NetGrowth% (includes Active and Status Quo)	Member Count 12 Months Ago	Average Member Count Per Club	% of Clubs with less than 20 members	Average Cancelled Club Age	Members Lost Due to Cancelled Clubs	% of Clubs Reporting Service	% No MMR in 3 Months	% No Officer Report in 12 months	% of Clubs with balance 90+ days	Number of Zone Chairs Recorded	Number of Region Chairs Recorded	District Officers Vacancies **
110AN	T(24)	58	0	58	0%	0	0	0	1171	0	1171	11	29	-18	-1.51%	1,215	20	53%	0	0	0%	0%	2%	0%	6	0	2nd VDG
110AZ		71	0	71	0%	0	0	0	1764	0	1764	10	14	-4	-0.23%	1,823	25	30%	0	0	1%	0%	0%	0%	0	0	GLT,GST
110BN		69	0	69	0%	0	0	0	1517	0	1517	9	17	-8	-0.52%	1,600	22	35%	0	0	0%	0%	1%	0%	0	0	2nd VDG
110BZ		71	0	71	0%	0	0	0	1667	0	1667	11	22	-11	-0.66%	1,746	23	31%	0	0	6%	0%	3%	0%	0	0	2nd VDG,GLT,GMT,GST
110CO		79	0	79	0%	0	0	0	1722	0	1722	10	24	-14	-0.81%	1,767	22	42%	0	0	1%	0%	1%	0%	0	0	GLT,GMT,GST
110CW		69	0	69	0%	0	0	0	1521	0	1521	18	34	-16	-1.04%	1,597	22	38%	0	0	1%	0%	1%	0%	0	0	2nd VDG
		417	0	417	0%	0	0	0	9362	0	9362	69	140	-71	-0.75%	9,748	22	38%	0	0	2%	0%	1%	0%	6	0	



District Health Assessment for Multiple District 111 through August 2025

District Name	Status/ Number of Months in Status *	Clubs						Membership								Member Strength		Cancellation		Reports			Finance	Leadership			
		Active Clubs	Clubs in Status Quo	Total Clubs	% Status Quo Clubs in Financial Suspension	New Clubs	Cancelled Clubs	YTD Net Club Gain/Loss	Current Members In Active Clubs	Current Members In Status Quo Clubs	Current Total Members Count	YTD Add	YTD Drop	YTD NetGrowth (includes Active and Status Quo)	YTD NetGrowth% (includes Active and Status Quo)	Member Count 12 Months Ago	Average Member Count Per Club	% of Clubs with less than 20 members	Average Cancelled Club Age	Members Lost Due to Cancelled Clubs	% of Clubs Reporting Service	% No MMR in 3 Months	% No Officer Report in 12 months	% of Clubs with balance 90+ days	Number of Zone Chairs Recorded	Number of Region Chairs Recorded	District Officers Vacancies **
111BN		67	0	67	0%	0	0	0	2359	0	2359	14	22	-8	-0.34%	2,340	35	6%	0	0	0%	18%	0%	0%	0	0	
111BO		42	0	42	0%	0	0	0	1665	0	1665	13	5	8	0.48%	1,675	40	0%	0	0	0%	14%	2%	0%	0	0	
111MN		134	0	134	0%	0	0	0	4219	0	4219	32	34	-2	-0.05%	4,226	31	10%	0	0	0%	18%	0%	0%	0	0	
111MS		116	0	116	0%	0	0	0	4044	0	4044	45	24	21	0.52%	4,003	35	5%	0	0	0%	16%	0%	0%	0	0	1st VDG,2nd VDG
111NB		62	0	62	0%	0	0	0	2012	0	2012	21	16	5	0.25%	1,976	32	8%	0	0	0%	10%	0%	0%	0	0	
111NW		77	0	77	0%	0	0	0	2492	0	2492	19	15	4	0.16%	2,475	32	8%	0	0	0%	21%	0%	0%	0	0	
111 N		107	0	107	0%	0	0	0	3383	0	3383	26	24	2	0.06%	3,424	32	12%	0	0	0%	19%	0%	0%	0	0	GST
111RN		69	0	69	0%	0	1	-1	2309	0	2309	36	24	12	0.52%	2,332	33	13%	23	0	0%	25%	0%	0%	0	0	
111RS		84	0	84	0%	0	0	0	2556	0	2556	13	25	-12	-0.47%	2,495	30	11%	0	0	0%	21%	0%	0%	0	0	GLT,GMT,GST
111WL		107	0	107	0%	0	0	0	3790	0	3790	33	18	15	0.40%	3,744	35	6%	0	0	0%	25%	0%	0%	0	0	
111WR		89	0	89	0%	0	0	0	3243	0	3243	14	22	-8	-0.25%	3,225	36	4%	0	0	0%	16%	0%	0%	0	0	
111BS		107	0	107	0%	0	0	0	3540	0	3540	35	19	16	0.45%	3,552	33	9%	0	0	0%	17%	0%	0%	0	0	
111NH		94	0	94	0%	0	0	0	3088	0	3088	29	22	7	0.23%	3,049	33	10%	0	0	0%	12%	0%	0%	0	0	
111SW		47	0	47	0%	1	0	1	1658	0	1658	34	7	27	1.66%	1,574	35	2%	0	0	0%	2%	0%	0%	0	0	
111SM		96	0	96	0%	0	0	0	3539	0	3539	24	19	5	0.14%	3,532	37	10%	0	0	0%	22%	0%	0%	0	0	
111SN		62	0	62	0%	0	0	0	2030	0	2030	21	28	-7	-0.34%	2,010	33	13%	0	0	0%	13%	0%	0%	0	0	1st VDG




District Health Assessment for Multiple District 111 through August 2025

District Name	Status/ Number of Months in Status *	Clubs							Membership							Member Strength		Cancellation		Reports			Finance		Leadership		
		Active Clubs	Clubs in Status Quo	Total Clubs	% Status Quo Clubs in Financial Suspension	New Clubs	Cancelled Clubs	YTD Net Club Gain/Loss	Current Members In Active Clubs	Current Members In Status Quo Clubs	Current Total Members Count	YTD Add	YTD Drop	YTD NetGrowth (includes Active and Status Quo)	YTD NetGrowth% (includes Active and Status Quo)	Member Count 12 Months Ago	Average Member Count Per Club	% of Clubs with less than 20 members	Average Cancelled Club Age	Members Lost Due to Cancelled Clubs	% of Clubs Reporting Service	% No MMR in 3 Months	% No Officer Report in 12 months	% of Clubs with balance 90+ days	Number of Zone Chairs Recorded	Number of Region Chairs Recorded	District Officers Vacancies **
111ON		79	0	79	0%	0	0	0	1915	0	1915	18	27	-9	-0.47%	1,959	24	32%	0	0	0%	24%	0%	0%	0	0	
111OS		72	0	72	0%	0	0	0	1642	0	1642	11	13	-2	-0.12%	1,632	23	31%	0	0	0%	39%	0%	0%	0	0	GLT,GMT,GST
111OM		68	0	68	0%	0	0	0	1874	0	1874	11	8	3	0.16%	1,855	28	10%	0	0	0%	29%	1%	0%	0	0	
		1579	0	1579	0%	1	1	0	51358	0	51358	449	372	77	0.15%	51,078	33	11%	23	0	0%	19%	0%	0%	0	0	



District Health Assessment for Multiple District 112 through August 2025

		Clubs							Membership							Member Strength		Cancellation		Reports			Finance		Leadership		
District Name	Status/ Number of Months in Status *	Active Clubs	Clubs in Status Quo	Total Clubs	% Status Quo Clubs in Financial Suspension	New Clubs	Cancelled Clubs	YTD Net Club Gain/Loss	Current Members In Active Clubs	Current Members In Status Quo Clubs	Current Total Members Count	YTD Add	YTD Drop	YTD NetGrowth (includes Active and Status Quo)	YTD NetGrowth% (includes Active and Status Quo)	Member Count 12 Months Ago	Average Member Count Per Club	% of Clubs with less than 20 members	Average Cancelled Club Age	Members Lost Due to Cancelled Clubs	% of Clubs Reporting Service	% No MMR in 3 Months	% No Officer Report in 12 months	% of Clubs with balance 90+ days	Number of Zone Chairs Recorded	Number of Region Chairs Recorded	District Officers Vacancies **
112 A	T(24)	55	0	55	0%	0	0	0	1987	0	1987	19	8	11	0.56%	1,967	36	9%	0	0	0%	0%	0%	0%	0	0	GMT
112 B		63	0	63	0%	0	0	0	1805	0	1805	5	18	-13	-0.72%	1,827	29	24%	0	0	6%	0%	2%	2%	0	0	GMT
112 C		48	0	48	0%	0	0	0	803	0	803	13	11	2	0.25%	825	17	69%	0	0	0%	0%	2%	0%	0	0	GLT,GMT,GST
112 D		92	0	92	0%	0	0	0	2212	0	2212	19	14	5	0.23%	2,155	24	41%	0	0	2%	0%	0%	4%	0	0	GLT,GMT,GST
		258	0	258	0%	0	0	0	6807	0	6807	56	51	5	0.07%	6,774	26	35%	0	0	2%	0%	1%	2%	0	0	




District Health Assessment for Multiple District 114 through August 2025

District Name	Status/ Number of Months in Status *	Clubs							Membership							Member Strength		Cancellation		Reports			Finance	Leadership			
		Active Clubs	Clubs in Status Quo	Total Clubs	% Status Quo Clubs in Financial Suspension	New Clubs	Cancelled Clubs	YTD Net Club Gain/Loss	Current Members In Active Clubs	Current Members In Status Quo Clubs	Current Total Members Count	YTD Add	YTD Drop	YTD NetGrowth (includes Active and Status Quo)	YTD NetGrowth% (includes Active and Status Quo)	Member Count 12 Months Ago	Average Member Count Per Club	% of Clubs with less than 20 members	Average Cancelled Club Age	Members Lost Due to Cancelled Clubs	% of Clubs Reporting Service	% No MMR in 3 Months	% No Officer Report in 12 months	% of Clubs with balance 90+ days	Number of Zone Chairs Recorded	Number of Region Chairs Recorded	District Officers Vacancies **
114 W		89	0	89	0%	0	0	0	3043	0	3043	47	29	18	0.60%	2,996	34	11%	0	0	10%	0%	1%	1%	0	0	
114 O		69	0	69	0%	0	0	0	2239	0	2239	11	30	-19	-0.84%	2,115	32	19%	0	0	3%	0%	3%	0%	0	0	
114 M		93	0	93	0%	0	0	0	3351	0	3351	23	30	-7	-0.21%	3,332	36	2%	0	0	24%	0%	1%	0%	0	0	
		251	0	251	0%	0	0	0	8633	0	8633	81	89	-8	-0.09%	8,443	34	10%	0	0	13%	0%	2%	0%	0	0	



District Health Assessment for Multiple District 115 through August 2025

		Clubs							Membership							Member Strength		Cancellation		Reports			Finance		Leadership		
District Name	Status/ Number of Months in Status *	Active Clubs	Clubs in Status Quo	Total Clubs	% Status Quo Clubs in Financial Suspension	New Clubs	Cancelled Clubs	YTD Net Club Gain/Loss	Current Members In Active Clubs	Current Members In Status Quo Clubs	Current Total Members Count	YTD Add	YTD Drop	YTD NetGrowth (includes Active and Status Quo)	YTD NetGrowth% (includes Active and Status Quo)	Member Count 12 Months Ago	Average Member Count Per Club	% of Clubs with less than 20 members	Average Cancelled Club Age	Members Lost Due to Cancelled Clubs	% of Clubs Reporting Service	% No MMR in 3 Months	% No Officer Report in 12 months	% of Clubs with balance 90+ days	Number of Zone Chairs Recorded	Number of Region Chairs Recorded	District Officers Vacancies **
115CN	T(24)	33	0	33	0%	0	0	0	1167	0	1167	39	15	24	2.10%	1,147	35	15%	0	0	24%	24%	18%	6%	9	0	
115CS	T(24)	48	0	48	0%	0	0	0	1207	0	1207	21	14	7	0.58%	1,197	25	40%	0	0	27%	25%	6%	2%	13	1	
		81	0	81	0%	0	0	0	2374	0	2374	60	29	31	1.32%	2,344	29	30%	0	0	26%	25%	11%	4%	22	1	




District Health Assessment for Multiple District 116 through August 2025

Status/ District Name of Months in Status *		Clubs							Membership							Member Strength		Cancellation		Reports			Finance		Leadership		
		Active Clubs	Clubs in Status Quo	Total Clubs	% Status Quo Clubs in Financial Suspension	New Clubs	Cancelled Clubs	YTD Net Club Gain/ Loss	Current Members In Active Clubs	Current Members In Status Quo Clubs	Current Total Members Count	YTD Add	YTD Drop	YTD NetGrowth (includes Active and Status Quo)	YTD NetGrowth% (includes Active and Status Quo)	Member Count 12 Months Ago	Average Member Count Per Club	% of Clubs with less than 20 members	Average Cancelled Club Age	Members Lost Due to Cancelled Clubs	% of Clubs Reporting Service	% No MMR in 3 Months	% No Officer Report in 12 months	% of Clubs with balance 90+ days	Number of Zone Chairs Recorded	Number of Region Chairs Recorded	District Officers Vacancies **
116 A	T(24)	28	0	28	0%	0	0	0	598	0	598	28	10	18	3.10%	522	21	43%	0	0	0%	46%	18%	21%	10	0	
116 B	T(24)	32	0	32	0%	0	0	0	881	0	881	6	6	0	0.00%	873	28	50%	0	0	9%	50%	19%	6%	9	0	1st VDG,2nd VDG
		60	0	60	0%	0	0	0	1479	0	1479	34	16	18	1.23%	1,395	25	47%	0	0	5%	48%	18%	13%	19	0	




District Health Assessment for Multiple District 117 through August 2025

		Clubs							Membership							Member Strength		Cancellation		Reports			Finance		Leadership		
District Name	Status/ Number of Months in Status *	Active Clubs	Clubs in Status Quo	Total Clubs	% Status Quo Clubs in Financial Suspension	New Clubs	Cancelled Clubs	YTD Net Club Gain/Loss	Current Members In Active Clubs	Current Members In Status Quo Clubs	Current Total Members Count	YTD Add	YTD Drop	YTD NetGrowth (includes Active and Status Quo)	YTD NetGrowth% (includes Active and Status Quo)	Member Count 12 Months Ago	Average Member Count Per Club	% of Clubs with less than 20 members	Average Cancelled Club Age	Members Lost Due to Cancelled Clubs	% of Clubs Reporting Service	% No MMR in 3 Months	% No Officer Report in 12 months	% of Clubs with balance 90+ days	Number of Zone Chairs Recorded	Number of Region Chairs Recorded	District Officers Vacancies **
117 A	T(24)	43	0	43	0%	0	0	0	982	0	982	15	34	-19	-1.90%	876	23	40%	0	0	7%	19%	7%	19%	9	4	
117 B	T(24)	48	0	48	0%	0	0	0	1099	0	1099	13	14	-1	-0.09%	1,073	23	42%	0	0	17%	23%	2%	8%	11	4	
		91	0	91	0%	0	0	0	2081	0	2081	28	48	-20	-0.95%	1,949	23	41%	0	0	12%	21%	4%	13%	20	8	




District Health Assessment for Multiple District 118 through August 2025

		Clubs							Membership							Member Strength		Cancellation		Reports			Finance	Leadership			
District Name	Status/ Number of Months in Status *	Active Clubs	Clubs in Status Quo	Total Clubs	% Status Quo Clubs in Financial Suspension	New Clubs	Cancelled Clubs	YTD Net Club Gain/Loss	Current Members In Active Clubs	Current Members In Status Quo Clubs	Current Total Members Count	YTD Add	YTD Drop	YTD NetGrowth (includes Active and Status Quo)	YTD NetGrowth% (includes Active and Status Quo)	Member Count 12 Months Ago	Average Member Count Per Club	% of Clubs with less than 20 members	Average Cancelled Club Age	Members Lost Due to Cancelled Clubs	% of Clubs Reporting Service	% No MMR in 3 Months	% No Officer Report in 12 months	% of Clubs with balance 90+ days	Number of Zone Chairs Recorded	Number of Region Chairs Recorded	District Officers Vacancies **
118 T	T(24)	28	0	28	0%	0	0	0	570	0	570	13	4	9	1.60%	526	20	50%	0	0	46%	18%	4%	4%	6	0	
118 U	T(24)	50	0	50	0%	0	3	-3	1223	0	1223	17	25	-8	-0.65%	954	24	58%	6	13	22%	18%	14%	0%	10	0	
118 R		69	1	70	100%	2	1	1	1321	15	1336	127	40	87	6.97%	1,301	19	64%	32	0	49%	14%	10%	7%	15	5	
118 K	T(24)	22	0	22	0%	0	0	0	537	0	537	11	4	7	1.32%	526	24	27%	0	0	55%	36%	0%	0%	6	0	
118 E	T(24)	41	1	42	100%	0	2	-2	944	0	944	9	16	-7	-0.74%	904	23	40%	32	1	45%	10%	10%	12%	10	5	
118 Y	T(9)	53	0	53	0%	0	0	0	1244	0	1244	19	9	10	0.81%	1,262	23	28%	0	0	70%	17%	0%	0%	12	6	
		263	2	265	100%	2	6	-4	5839	15	5854	196	98	98	1.70%	5,473	22	48%	19	14	48%	17%	7%	4%	59	16	




District Health Assessment for District 113 through August 2025

		Clubs							Membership							Member Strength		Cancellation		Reports			Finance	Leadership			
District Name	Status/ Number of Months in Status *	Active Clubs	Clubs in Status Quo	Total Clubs	% Status Quo in Financial Suspension	New Clubs	Cancelled Clubs	YTD Net Club Gain/ Loss	Current Members In Active Clubs	Current Members In Status Quo Clubs	Current Total Members Count	YTD Add	YTD Drop	YTD NetGrowth (includes Active and Status Quo)	YTD NetGrowth% (includes Active and Status Quo)	Member Count 12 Months Ago	Average Member Count Per Club	% of Clubs with less than 20 members	Average Cancelled Club Age	Members Lost Due to Cancelled Clubs	% of Clubs Reporting Service	% No MMR in 3 Months	% No Officer Report in 12 months	% of Clubs with balance 90+ days	Number of Zone Chairs Recorded	Number of Region Chairs Recorded	District Officers Vacancies **
113	P	23	0	23	0%	0	0	0	868	0	868	6	6	0	0.00%	860	38	4%	0	0	9%	35%	0%	0%	0	0	
		23	0	23	0%	0	0	0	868	0	868	6	6	0	0.00%	860	38	4%	0	0	9%	35%	0%	0%	0	0	




District Health Assessment for District 119 through August 2025

		Clubs							Membership							Member Strength		Cancellation		Reports			Finance	Leadership			
District Name	Status/ Number of Months in Status *	Active Clubs	Clubs in Status Quo	Total Clubs	% Status Quo in Financial Suspension	New Clubs	Cancelled Clubs	YTD Net Club Gain/ Loss	Current Members In Active Clubs	Current Members In Status Quo Clubs	Current Total Members Count	YTD Add	YTD Drop	YTD NetGrowth (includes Active and Status Quo)	YTD NetGrowth% (includes Active and Status Quo)	Member Count 12 Months Ago	Average Member Count Per Club	% of Clubs with less than 20 members	Average Cancelled Club Age	Members Lost Due to Cancelled Clubs	% of Clubs Reporting Service	% No MMR in 3 Months	% No Officer Report in 12 months	% of Clubs with balance 90+ days	Number of Zone Chairs Recorded	Number of Region Chairs Recorded	District Officers Vacancies **
119	T(24)	39	0	39	0%	0	0	0	831	0	831	2	5	-3	-0.36%	818	21	44%	0	0	0%	51%	23%	3%	6	0	
		39	0	39	0%	0	0	0	831	0	831	2	5	-3	-0.36%	818	21	44%	0	0	0%	51%	23%	3%	6	0	




District Health Assessment for District 120 through August 2025

		Clubs							Membership							Member Strength		Cancellation		Reports			Finance	Leadership			
District Name	Status/ Number of Months in Status *	Active Clubs	Clubs in Status Quo	Total Clubs	% Status Quo in Financial Suspension	New Clubs	Cancelled Clubs	YTD Net Club Gain/ Loss	Current Members In Active Clubs	Current Members In Status Quo Clubs	Current Total Members Count	YTD Add	YTD Drop	YTD NetGrowth (includes Active and Status Quo)	YTD NetGrowth% (includes Active and Status Quo)	Member Count 12 Months Ago	Average Member Count Per Club	% of Clubs with less than 20 members	Average Cancelled Club Age	Members Lost Due to Cancelled Clubs	% of Clubs Reporting Service	% No MMR in 3 Months	% No Officer Report in 12 months	% of Clubs with balance 90+ days	Number of Zone Chairs Recorded	Number of Region Chairs Recorded	District Officers Vacancies **
120	T(24)	54	0	54	0%	0	2	-2	1014	0	1014	6	8	-2	-0.20%	1,066	19	50%	32	0	4%	41%	0%	7%	0	0	2nd VDG
		54	0	54	0%	0	2	-2	1014	0	1014	6	8	-2	-0.20%	1,066	19	50%	32	0	4%	41%	0%	7%	0	0	




District Health Assessment for District 121 through August 2025

		Clubs							Membership							Member Strength		Cancellation		Reports			Finance	Leadership			
District Name	Status/ Number of Months in Status *	Active Clubs	Clubs in Status Quo	Total Clubs	% Status Quo in Financial Suspension	New Clubs	Cancelled Clubs	YTD Net Club Gain/Loss	Current Members In Active Clubs	Current Members In Status Quo Clubs	Current Total Members Count	YTD Add	YTD Drop	YTD NetGrowth (includes Active and Status Quo)	YTD NetGrowth% (includes Active and Status Quo)	Member Count 12 Months Ago	Average Member Count Per Club	% of Clubs with less than 20 members	Average Cancelled Club Age	Members Lost Due to Cancelled Clubs	% of Clubs Reporting Service	% No MMR in 3 Months	% No Officer Report in 12 months	% of Clubs with balance 90+ days	Number of Zone Chairs Recorded	Number of Region Chairs Recorded	District Officers Vacancies **
121	T(24)	47	0	47	0%	0	0	0	941	0	941	16	5	11	1.18%	917	20	53%	0	0	4%	32%	0%	2%	8	0	
		47	0	47	0%	0	0	0	941	0	941	16	5	11	1.18%	917	20	53%	0	0	4%	32%	0%	2%	8	0	




District Health Assessment for District 122 through August 2025

		Clubs							Membership							Member Strength		Cancellation		Reports			Finance	Leadership			
District Name	Status/ Number of Months in Status *	Active Clubs	Clubs in Status Quo	Total Clubs	% Status Quo in Financial Suspension	New Clubs	Cancelled Clubs	YTD Net Club Gain/Loss	Current Members In Active Clubs	Current Members In Status Quo Clubs	Current Total Members Count	YTD Add	YTD Drop	YTD NetGrowth (includes Active and Status Quo)	YTD NetGrowth% (includes Active and Status Quo)	Member Count 12 Months Ago	Average Member Count Per Club	% of Clubs with less than 20 members	Average Cancelled Club Age	Members Lost Due to Cancelled Clubs	% of Clubs Reporting Service	% No MMR in 3 Months	% No Officer Report in 12 months	% of Clubs with balance 90+ days	Number of Zone Chairs Recorded	Number of Region Chairs Recorded	District Officers Vacancies **
122	P	34	0	34	0%	0	0	0	623	0	623	2	4	-2	-0.32%	659	18	56%	0	0	3%	50%	9%	3%	0	0	GLT
		34	0	34	0%	0	0	0	623	0	623	2	4	-2	-0.32%	659	18	56%	0	0	3%	50%	9%	3%	0	0	




District Health Assessment for District 123 through August 2025

		Clubs							Membership							Member Strength		Cancellation		Reports			Finance		Leadership		
District Name	Status/ Number of Months in Status *	Active Clubs	Clubs in Status Quo	Total Clubs	% Status Quo in Financial Suspension	New Clubs	Cancelled Clubs	YTD Net Club Gain/Loss	Current Members In Clubs	Current Members In Status Quo Clubs	Current Total Members Count	YTD Add	YTD Drop	YTD NetGrowth (includes Active and Status Quo)	YTD NetGrowth% (includes Active and Status Quo)	Member Count 12 Months Ago	Average Member Count Per Club	% of Clubs with less than 20 members	Average Cancelled Club Age	Members Lost Due to Cancelled Clubs	% of Clubs Reporting Service	% No MMR in 3 Months	% No Officer Report in 12 months	% of Clubs with balance 90+ days	Number of Zone Chairs Recorded	Number of Region Chairs Recorded	District Officers Vacancies **
123	P	0	18	18	0%	0	0	0	0	170	170	0	0	0	0.00%	170	0	94%	0	0	0%	100%	100%	83%	0	0	1st VDG,2nd VDG,GST
		0	18	18	0%	0	0	0	0	170	170	0	0	0	0.00%	170	0	94%	0	0	0%	100%	100%	83%	0	0	




District Health Assessment for District 124 through August 2025

	Clubs								Membership							Member Strength		Cancellation		Reports			Finance	Leadership				
	Status/ District Name	Number of Months in Status *	Active Clubs	Clubs in Status Quo	Total Clubs	% Status Quo Clubs in Financial Suspension	New Clubs	Cancelled Clubs	YTD Net Club Gain/ Loss	Current Members In Active Clubs	Current Members In Status Quo Clubs	Current Total Members Count	YTD Add	YTD Drop	YTD NetGrowth (includes Active and Status Quo)	YTD NetGrowth% (includes Active and Status Quo)	Member Count 12 Months Ago	Average Member Count Per Club	% of Clubs with less than 20 members	Average Cancelled Club Age	Members Lost Due to Cancelled Clubs	% of Clubs Reporting Service	% No MMR in 3 Months	% No Officer Report in 12 months	% of Clubs with balance 90+ days	Number of Zone Chairs Recorded	Number of Region Chairs Recorded	District Officers Vacancies **
124			86	1	87	100%	1	0	1	1760	10	1770	43	41	2	0.11%	1,688	20	52%	0	0	18%	31%	15%	5%	18	7	
			86	1	87	100%	1	0	1	1760	10	1770	43	41	2	0.11%	1,688	21	52%	0	0	18%	31%	15%	5%	18	7	




District Health Assessment for District 126 through August 2025

		Clubs							Membership							Member Strength		Cancellation		Reports			Finance	Leadership			
District Name	Status/ Number of Months in Status *	Active Clubs	Clubs in Status Quo	Total Clubs	% Status Quo in Financial Suspension	New Clubs	Cancelled Clubs	YTD Net Club Gain/Loss	Current Members In Active Clubs	Current Members In Status Quo Clubs	Current Total Members Count	YTD Add	YTD Drop	YTD NetGrowth (includes Active and Status Quo)	YTD NetGrowth% (includes Active and Status Quo)	Member Count 12 Months Ago	Average Member Count Per Club	% of Clubs with less than 20 members	Average Cancelled Club Age	Members Lost Due to Cancelled Clubs	% of Clubs Reporting Service	% No MMR in 3 Months	% No Officer Report in 12 months	% of Clubs with balance 90+ days	Number of Zone Chairs Recorded	Number of Region Chairs Recorded	District Officers Vacancies **
126	T(24)	56	1	57	100%	0	0	0	1121	3	1124	6	4	2	0.18%	1,165	20	46%	0	0	9%	39%	2%	9%	15	4	
		56	1	57	100%	0	0	0	1121	3	1124	6	4	2	0.18%	1,165	20	46%	0	0	9%	39%	2%	9%	15	4	




District Health Assessment for District 128 through August 2025

		Clubs							Membership							Member Strength		Cancellation		Reports			Finance	Leadership			
District Name	Status/ Number of Months in Status *	Active Clubs	Clubs in Status Quo	Total Clubs	% Status Quo in Financial Suspension	New Clubs	Cancelled Clubs	YTD Net Club Gain/Loss	Current Members In Active Clubs	Current Members In Status Quo Clubs	Current Total Members Count	YTD Add	YTD Drop	YTD NetGrowth (includes Active and Status Quo)	YTD NetGrowth% (includes Active and Status Quo)	Member Count 12 Months Ago	Average Member Count Per Club	% of Clubs with less than 20 members	Average Cancelled Club Age	Members Lost Due to Cancelled Clubs	% of Clubs Reporting Service	% No MMR in 3 Months	% No Officer Report in 12 months	% of Clubs with balance 90+ days	Number of Zone Chairs Recorded	Number of Region Chairs Recorded	District Officers Vacancies **
128	P	25	0	25	0%	2	1	1	718	0	718	82	10	72	11.15%	681	29	20%	65	1	36%	36%	0%	0%	0	0	GLT,GST
		25	0	25	0%	2	1	1	718	0	718	82	10	72	11.15%	681	29	20%	65	1	36%	36%	0%	0%	0	0	




District Health Assessment for District 129 through August 2025

<div></div> <div>Status/ District Name of Months in Status *</div>		Clubs							Membership							Member Strength		Cancellation		Reports			Finance	Leadership			
		Active Clubs	Clubs in Status Quo	Total Clubs	% Status Quo Clubs in Financial Suspension	New Clubs	Cancelled Clubs	YTD Net Club Gain/ Loss	Current Members In Active Clubs	Current Members In Status Quo Clubs	Current Total Members Count	YTD Add	YTD Drop	YTD NetGrowth (includes Active and Status Quo)	YTD NetGrowth% (includes Active and Status Quo)	Member Count 12 Months Ago	Average Member Count Per Club	% of Clubs with less than 20 members	Average Cancelled Club Age	Members Lost Due to Cancelled Clubs	% of Clubs Reporting Service	% No MMR in 3 Months	% No Officer Report in 12 months	% of Clubs with balance 90+ days	Number of Zone Chairs Recorded	Number of Region Chairs Recorded	District Officers Vacancies **
129		62	0	62	0%	0	0	0	1567	0	1567	13	5	8	0.51%	1,523	25	29%	0	0	11%	26%	0%	2%	10	2	
		62	0	62	0%	0	0	0	1567	0	1567	13	5	8	0.51%	1,523	25	29%	0	0	11%	26%	0%	2%	10	2	




District Health Assessment for District 130 through August 2025

		Clubs							Membership							Member Strength		Cancellation		Reports			Finance	Leadership			
District Name	Status/ Number of Months in Status *	Active Clubs	Clubs in Status Quo	Total Clubs	% Status Quo in Financial Suspension	New Clubs	Cancelled Clubs	YTD Net Club Gain/Loss	Current Members In Active Clubs	Current Members In Status Quo Clubs	Current Total Members Count	YTD Add	YTD Drop	YTD NetGrowth (includes Active and Status Quo)	YTD NetGrowth% (includes Active and Status Quo)	Member Count 12 Months Ago	Average Member Count Per Club	% of Clubs with less than 20 members	Average Cancelled Club Age	Members Lost Due to Cancelled Clubs	% of Clubs Reporting Service	% No MMR in 3 Months	% No Officer Report in 12 months	% of Clubs with balance 90+ days	Number of Zone Chairs Recorded	Number of Region Chairs Recorded	District Officers Vacancies **
130	P	40	0	40	0%	1	0	1	722	0	722	47	16	31	4.49%	733	18	60%	0	0	20%	35%	3%	0%	8	2	
		40	0	40	0%	1	0	1	722	0	722	47	16	31	4.49%	733	18	60%	0	0	20%	35%	3%	0%	8	2	




District Health Assessment for District 131 through August 2025

		Clubs							Membership							Member Strength		Cancellation		Reports			Finance	Leadership			
District Name	Status/ Number of Months in Status *	Active Clubs	Clubs in Status Quo	Total Clubs	% Status Quo in Financial Suspension	New Clubs	Cancelled Clubs	YTD Net Club Gain/Loss	Current Members In Active Clubs	Current Members In Status Quo Clubs	Current Total Members Count	YTD Add	YTD Drop	YTD NetGrowth (includes Active and Status Quo)	YTD NetGrowth% (includes Active and Status Quo)	Member Count 12 Months Ago	Average Member Count Per Club	% of Clubs with less than 20 members	Average Cancelled Club Age	Members Lost Due to Cancelled Clubs	% of Clubs Reporting Service	% No MMR in 3 Months	% No Officer Report in 12 months	% of Clubs with balance 90+ days	Number of Zone Chairs Recorded	Number of Region Chairs Recorded	District Officers Vacancies **
131	P	37	0	37	0%	0	0	0	738	0	738	4	5	-1	-0.14%	725	20	46%	0	0	19%	49%	30%	24%	0	0	
		37	0	37	0%	0	0	0	738	0	738	4	5	-1	-0.14%	725	20	46%	0	0	19%	49%	30%	24%	0	0	




District Health Assessment for District 132 through August 2025

		Clubs							Membership							Member Strength		Cancellation		Reports			Finance	Leadership			
District Name	Status/ Number of Months in Status *	Active Clubs	Clubs in Status Quo	Total Clubs	% Status Quo in Financial Suspension	New Clubs	Cancelled Clubs	YTD Net Club Gain/ Loss	Current Members In Active Clubs	Current Members In Status Quo Clubs	Current Total Members Count	YTD Add	YTD Drop	YTD NetGrowth (includes Active and Status Quo)	YTD NetGrowth% (includes Active and Status Quo)	Member Count 12 Months Ago	Average Member Count Per Club	% of Clubs with less than 20 members	Average Cancelled Club Age	Members Lost Due to Cancelled Clubs	% of Clubs Reporting Service	% No MMR in 3 Months	% No Officer Report in 12 months	% of Clubs with balance 90+ days	Number of Zone Chairs Recorded	Number of Region Chairs Recorded	District Officers Vacancies **
132	P	29	0	29	0%	0	0	0	461	0	461	3	4	-1	-0.22%	431	16	72%	0	0	7%	72%	0%	17%	6	3	
		29	0	29	0%	0	0	0	461	0	461	3	4	-1	-0.22%	431	16	72%	0	0	7%	72%	0%	17%	6	3	




District Health Assessment for District 133 through August 2025

	Clubs								Membership						Member Strength		Cancellation		Reports			Finance		Leadership				
	Status/ District Name	Number of Months in Status *	Active Clubs	Clubs in Status Quo	Total Clubs	% Status Quo Clubs in Financial Suspension	New Clubs	Cancelled Clubs	YTD Net Club Gain/ Loss	Current Members In Active Clubs	Current Members In Status Quo Clubs	Current Total Members Count	YTD Add	YTD Drop	YTD NetGrowth (includes Active and Status Quo)	YTD NetGrowth% (includes Active and Status Quo)	Member Count 12 Months Ago	Average Member Count Per Club	% of Clubs with less than 20 members	Average Cancelled Club Age	Members Lost Due to Cancelled Clubs	% of Clubs Reporting Service	% No MMR in 3 Months	% No Officer Report in 12 months	% of Clubs with balance 90+ days	Number of Zone Chairs Recorded	Number of Region Chairs Recorded	District Officers Vacancies **
133		80	0	80	0%	0	0	0		1767	0	1767	18	29	-11	-0.62%	1,797	22	55%	0	0	6%	39%	5%	3%	0	0	
		80	0	80	0%	0	0	0		1767	0	1767	18	29	-11	-0.62%	1,797	22	55%	0	0	6%	39%	5%	3%	0	0	



District Health Assessment for District 134 through August 2025

		Clubs							Membership							Member Strength		Cancellation		Reports			Finance	Leadership			
District Name	Status/ Number of Months in Status *	Active Clubs	Clubs in Status Quo	Total Clubs	% Status Quo in Financial Suspension	New Clubs	Cancelled Clubs	YTD Net Club Gain/Loss	Current Members In Active Clubs	Current Members In Status Quo Clubs	Current Total Members Count	YTD Add	YTD Drop	YTD NetGrowth (includes Active and Status Quo)	YTD NetGrowth% (includes Active and Status Quo)	Member Count 12 Months Ago	Average Member Count Per Club	% of Clubs with less than 20 members	Average Cancelled Club Age	Members Lost Due to Cancelled Clubs	% of Clubs Reporting Service	% No MMR in 3 Months	% No Officer Report in 12 months	% of Clubs with balance 90+ days	Number of Zone Chairs Recorded	Number of Region Chairs Recorded	District Officers Vacancies **
134	P	33	4	37	0%	0	2	-2	884	81	965	5	56	-51	-5.02%	642	27	16%	10	51	76%	57%	11%	3%	3	0	
		33	4	37	0%	0	2	-2	884	81	965	5	56	-51	-5.02%	642	29	16%	10	51	76%	57%	11%	3%	3	0	



District Health Assessment for Provisional District 135 through August 2025

Status/ District Name of Months in Status *		Clubs							Membership							Member Strength		Cancellation		Reports			Finance	Leadership			
		Active Clubs	Clubs in Status Quo	Total Clubs	% Status Quo Clubs in Financial Suspension	New Clubs	Cancelled Clubs	YTD Net Club Gain/ Loss	Current Members In Active Clubs	Current Members In Status Quo Clubs	Current Total Members Count	YTD Add	YTD Drop	YTD NetGrowth (includes Active and Status Quo)	YTD NetGrowth% (includes Active and Status Quo)	Member Count 12 Months Ago	Average Member Count Per Club	% of Clubs with less than 20 members	Average Cancelled Club Age	Members Lost Due to Cancelled Clubs	% of Clubs Reporting Service	% No MMR in 3 Months	% No Officer Report in 12 months	% of Clubs with balance 90+ days	Number of Zone Chairs Recorded	Number of Region Chairs Recorded	District Officers Vacancies **
Provisional #35		21	0	21	0%	0	0	0	492	0	492	18	9	9	1.86%	470	23	24%	0	0	67%	5%	0%	10%	0	0	DG,GLT,GST
		21	0	21	0%	0	0	0	492	0	492	18	9	9	1.86%	470	23	24%	0	0	67%	5%	0%	10%	0	0	



District Health Assessment for Ident 5787 - MALTA - UND through August 2025

Status/ District Name of Months in Status *		Clubs							Membership							Member Strength		Cancellation		Reports			Finance	Leadership			
		Active Clubs	Clubs in Status Quo	Total Clubs	% Status Quo Clubs in Financial Suspension	New Clubs	Cancelled Clubs	YTD Net Club Gain/ Loss	Current Members In Active Clubs	Current Members In Status Quo Clubs	Current Total Members Count	YTD Add	YTD Drop	YTD NetGrowth (includes Active and Status Quo)	YTD NetGrowth% (includes Active and Status Quo)	Member Count 12 Months Ago	Average Member Count Per Club	% of Clubs with less than 20 members	Average Cancelled Club Age	Members Lost Due to Cancelled Clubs	% of Clubs Reporting Service	% No MMR in 3 Months	% No Officer Report in 12 months	% of Clubs with balance 90+ days	Number of Zone Chairs Recorded	Number of Region Chairs Recorded	District Officers Vacancies **
Ident 5787 - MALTA		3	0	3	0%	0	0	0	101	0	101	4	10	-6	-5.61%	105	34	33%	0	0	0%	0%	33%	33%	0	0	
		3	0	3	0%	0	0	0	101	0	101	4	10	-6	-5.61%	105	34	33%	0	0	0%	0%	33%	33%	0	0	



District Health Assessment for Ident 5795 - PRINCIPAT D'ANDORRA - UND through August 2025

Status/ District Name Number of Months in Status *		Clubs							Membership							Member Strength		Cancellation		Reports			Finance	Leadership			
		Active Clubs	Clubs in Status Quo	Total Clubs	% Status Quo Clubs in Financial Suspension	New Clubs	Cancelled Clubs	YTD Net Club Gain/Loss	Current Members In Active Clubs	Current Members In Status Quo Clubs	Current Total Members Count	YTD Add	YTD Drop	YTD NetGrowth (includes Active and Status Quo)	YTD NetGrowth% (includes Active and Status Quo)	Member Count 12 Months Ago	Average Member Count Per Club	% of Clubs with less than 20 members	Average Cancelled Club Age	Members Lost Due to Cancelled Clubs	% of Clubs Reporting Service	% No MMR in 3 Months	% No Officer Report in 12 months	% of Clubs with balance 90+ days	Number of Zone Chairs Recorded	Number of Region Chairs Recorded	District Officers Vacancies **
Ident 5795 - PRINCIPAT D'ANDORRA		1	0	1	0%	0	0	0	31	0	31	0	0	0	0.00%	31	31	0%	0	0	0%	0%	0%	0%	0	0	
		1	0	1	0%	0	0	0	31	0	31	0	0	0	0.00%	31	31	0%	0	0	0%	0%	0%	0%	0	0	



District Health Assessment for Ident 5811 - BOSNIA & HERZEGOVINA - UND through August 2025

Status/ District Name of Months in Status *		Clubs							Membership							Member Strength		Cancellation		Reports			Finance	Leadership			
		Active Clubs	Clubs in Status Quo	Total Clubs	% Status Quo in Financial Suspension	New Clubs	Cancelled Clubs	YTD Net Club Gain/ Loss	Current Members In Active Clubs	Current Members In Status Quo Clubs	Current Total Members Count	YTD Add	YTD Drop	YTD NetGrowth (includes Active and Status Quo)	YTD NetGrowth% (includes Active and Status Quo)	Member Count 12 Months Ago	Average Member Count Per Club	% of Clubs with less than 20 members	Average Cancelled Club Age	Members Lost Due to Cancelled Clubs	% of Clubs Reporting Service	% No MMR in 3 Months	% No Officer Report in 12 months	% of Clubs with balance 90+ days	Number of Zone Chairs Recorded	Number of Region Chairs Recorded	District Officers Vacancies **
Ident 5811 - BOSNIA & HERZEGOVINA		4	0	4	0%	0	0	0	66	0	66	1	0	1	1.54%	70	17	75%	0	0	0%	50%	0%	0%	0	0	
		4	0	4	0%	0	0	0	66	0	66	1	0	1	1.54%	70	17	75%	0	0	0%	50%	0%	0%	0	0	



District Health Assessment for Ident 5815 - REPUBLIC OF MONTENEGRO - UND through August 2025

Status/ District Name Number of Months in Status *		Clubs							Membership							Member Strength		Cancellation		Reports			Finance	Leadership			
		Active Clubs	Clubs in Status Quo	Total Clubs	% Status Quo Clubs in Financial Suspension	New Clubs	Cancelled Clubs	YTD Net Club Gain/Loss	Current Members In Active Clubs	Current Members In Status Quo Clubs	Current Total Members Count	YTD Add	YTD Drop	YTD NetGrowth (includes Active and Status Quo)	YTD NetGrowth% (includes Active and Status Quo)	Member Count 12 Months Ago	Average Member Count Per Club	% of Clubs with less than 20 members	Average Cancelled Club Age	Members Lost Due to Cancelled Clubs	% of Clubs Reporting Service	% No MMR in 3 Months	% No Officer Report in 12 months	% of Clubs with balance 90+ days	Number of Zone Chairs Recorded	Number of Region Chairs Recorded	District Officers Vacancies **
Ident 5815 - REPUBLIC OF MONTENEGRO		2	0	2	0%	0	0	0	40	0	40	0	1	-1	-2.44%	43	20	0%	0	0	0%	50%	0%	0%	0	0	
		2	0	2	0%	0	0	0	40	0	40	0	1	-1	-2.44%	43	20	0%	0	0	0%	50%	0%	0%	0	0	



District Health Assessment for Ident 5823 - REP OF TAJIKISTAN - UND through August 2025

Status/ District Name		Clubs							Membership							Member Strength		Cancellation		Reports			Finance		Leadership		
		Active Clubs	Clubs in Status Quo	Total Clubs	% Status Quo Clubs in Financial Suspension	New Clubs	Cancelled Clubs	YTD Net Club Gain/Loss	Current Members In Active Clubs	Current Members In Status Quo Clubs	Current Total Members Count	YTD Add	YTD Drop	YTD NetGrowth (includes Active and Status Quo)	YTD NetGrowth% (includes Active and Status Quo)	Member Count 12 Months Ago	Average Member Count Per Club	% of Clubs with less than 20 members	Average Cancelled Club Age	Members Lost Due to Cancelled Clubs	% of Clubs Reporting Service	% No MMR in 3 Months	% No Officer Report in 12 months	% of Clubs with balance 90+ days	Number of Zone Chairs Recorded	Number of Region Chairs Recorded	District Officers Vacancies **
Ident 5823 - REP OF TAJIKISTAN		1	0	1	0%	0	0	0	20	0	20	0	0	0	0.00%	20	20	0%	0	0	0%	0%	0%	100%	0	0	
		1	0	1	0%	0	0	0	20	0	20	0	0	0	0.00%	20	20	0%	0	0	0%	0%	0%	100%	0	0	



District Health Assessment for Ident 5827 - REP OF GEORGIA - UND through August 2025

Status/ District Name of Months in Status *		Clubs							Membership							Member Strength		Cancellation		Reports			Finance		Leadership		
		Active Clubs	Clubs in Status Quo	Total Clubs	% Status Quo Clubs in Financial Suspension	New Clubs	Cancelled Clubs	YTD Net Club Gain/ Loss	Current Members In Active Clubs	Current Members In Status Quo Clubs	Current Total Members Count	YTD Add	YTD Drop	YTD NetGrowth (includes Active and Status Quo)	YTD NetGrowth% (includes Active and Status Quo)	Member Count 12 Months Ago	Average Member Count Per Club	% of Clubs with less than 20 members	Average Cancelled Club Age	Members Lost Due to Cancelled Clubs	% of Clubs Reporting Service	% No MMR in 3 Months	% No Officer Report in 12 months	% of Clubs with balance 90+ days	Number of Zone Chairs Recorded	Number of Region Chairs Recorded	District Officers Vacancies **
Ident 5827 - REP OF GEORGIA		15	0	15	0%	0	0	0	232	0	232	0	0	0	0.00%	234	15	47%	0	0	0%	100%	93%	7%	0	0	
		15	0	15	0%	0	0	0	232	0	232	0	0	0	0.00%	234	15	47%	0	0	0%	100%	93%	7%	0	0	



District Health Assessment for Ident 5835 - ALBANIA - UND through August 2025

Status/ District Name of Months in Status *		Clubs							Membership							Member Strength		Cancellation		Reports			Finance	Leadership			
		Active Clubs	Clubs in Status Quo	Total Clubs	% Status Quo in Financial Suspension	New Clubs	Cancelled Clubs	YTD Net Club Gain/ Loss	Current Members In Active Clubs	Current Members In Status Quo Clubs	Current Total Members Count	YTD Add	YTD Drop	YTD NetGrowth (includes Active and Status Quo)	YTD NetGrowth% (includes Active and Status Quo)	Member Count 12 Months Ago	Average Member Count Per Club	% of Clubs with less than 20 members	Average Cancelled Club Age	Members Lost Due to Cancelled Clubs	% of Clubs Reporting Service	% No MMR in 3 Months	% No Officer Report in 12 months	% of Clubs with balance 90+ days	Number of Zone Chairs Recorded	Number of Region Chairs Recorded	District Officers Vacancies **
Ident 5835 - ALBANIA		2	0	2	0%	0	0	0	37	0	37	0	0	0	0.00%	36	19	100%	0	0	0%	100%	50%	0%	0	0	
		2	0	2	0%	0	0	0	37	0	37	0	0	0	0.00%	36	19	100%	0	0	0%	100%	50%	0%	0	0	



District Health Assessment for Ident 5839 - BELARUS REP. - UND through August 2025

Status/ District Name of Months in Status *		Clubs							Membership							Member Strength		Cancellation		Reports			Finance		Leadership		
		Active Clubs	Clubs in Status Quo	Total Clubs	% Status Quo Clubs in Financial Suspension	New Clubs	Cancelled Clubs	YTD Net Club Gain/ Loss	Current Members In Active Clubs	Current Members In Status Quo Clubs	Current Total Members Count	YTD Add	YTD Drop	YTD NetGrowth (includes Active and Status Quo)	YTD NetGrowth% (includes Active and Status Quo)	Member Count 12 Months Ago	Average Member Count Per Club	% of Clubs with less than 20 members	Average Cancelled Club Age	Members Lost Due to Cancelled Clubs	% of Clubs Reporting Service	% No MMR in 3 Months	% No Officer Report in 12 months	% of Clubs with balance 90+ days	Number of Zone Chairs Recorded	Number of Region Chairs Recorded	District Officers Vacancies **
Ident 5839 - BELARUS REP.		0	3	3	0%	0	0	0	40	40	0	0	0	0.00%	40	0	100%	0	0	0%	100%	100%	33%	0	0		
		0	3	3	0%	0	0	0	40	40	0	0	0	0.00%	40	0	100%	0	0	0%	100%	100%	33%	0	0		



District Health Assessment for Ident 5851 - REP OF SAN MARINO - UND through August 2025

Status/ District Name		Clubs							Membership							Member Strength		Cancellation		Reports			Finance		Leadership		
		Active Clubs	Clubs in Status Quo	Total Clubs	% Status Quo Clubs in Financial Suspension	New Clubs	Cancelled Clubs	YTD Net Club Gain/Loss	Current Members In Active Clubs	Current Members In Status Quo Clubs	Current Total Members Count	YTD Add	YTD Drop	YTD NetGrowth (includes Active and Status Quo)	YTD NetGrowth% (includes Active and Status Quo)	Member Count 12 Months Ago	Average Member Count Per Club	% of Clubs with less than 20 members	Average Cancelled Club Age	Members Lost Due to Cancelled Clubs	% of Clubs Reporting Service	% No MMR in 3 Months	% No Officer Report in 12 months	% of Clubs with balance 90+ days	Number of Zone Chairs Recorded	Number of Region Chairs Recorded	District Officers Vacancies **
Ident 5851 - REP OF SAN MARINO		1	0	1	0%	0	0	0	39	0	39	0	0	0	0.00%	41	39	0%	0	0	0%	100%	0%	0%	0	0	
		1	0	1	0%	0	0	0	39	0	39	0	0	0	0.00%	41	39	0%	0	0	0%	100%	0%	0%	0	0	



District Health Assessment for Ident 5863 - REP OF MOLDOVA - UND through August 2025

Status/ District Name of Months in Status *		Clubs							Membership							Member Strength		Cancellation		Reports			Finance		Leadership		
		Active Clubs	Clubs in Status Quo	Total Clubs	% Status Quo Clubs in Financial Suspension	New Clubs	Cancelled Clubs	YTD Net Club Gain/ Loss	Current Members In Active Clubs	Current Members In Status Quo Clubs	Current Total Members Count	YTD Add	YTD Drop	YTD NetGrowth (includes Active and Status Quo)	YTD NetGrowth% (includes Active and Status Quo)	Member Count 12 Months Ago	Average Member Count Per Club	% of Clubs with less than 20 members	Average Cancelled Club Age	Members Lost Due to Cancelled Clubs	% of Clubs Reporting Service	% No MMR in 3 Months	% No Officer Report in 12 months	% of Clubs with balance 90+ days	Number of Zone Chairs Recorded	Number of Region Chairs Recorded	District Officers Vacancies **
Ident 5863 - REP OF MOLDOVA		7	0	7	0%	0	0	0	103	0	103	1	0	1	0.98%	132	15	100%	0	0	0%	43%	14%	0%	0	0	
		7	0	7	0%	0	0	0	103	0	103	1	0	1	0.98%	132	15	100%	0	0	0%	43%	14%	0%	0	0	



District Health Assessment for Ident 5867 - PRIN OF MONACO - UND through August 2025

Status/ District Name Number of Months in Status *		Clubs							Membership							Member Strength		Cancellation		Reports			Finance		Leadership		
		Active Clubs	Clubs in Status Quo	Total Clubs	% Status Quo Clubs in Financial Suspension	New Clubs	Cancelled Clubs	YTD Net Club Gain/Loss	Current Members In Active Clubs	Current Members In Status Quo Clubs	Current Total Members Count	YTD Add	YTD Drop	YTD NetGrowth (includes Active and Status Quo)	YTD NetGrowth% (includes Active and Status Quo)	Member Count 12 Months Ago	Average Member Count Per Club	% of Clubs with less than 20 members	Average Cancelled Club Age	Members Lost Due to Cancelled Clubs	% of Clubs Reporting Service	% No MMR in 3 Months	% No Officer Report in 12 months	% of Clubs with balance 90+ days	Number of Zone Chairs Recorded	Number of Region Chairs Recorded	District Officers Vacancies **
Ident 5867 - PRIN OF MONACO		1	0	1	0%	0	0	0	34	0	34	0	0	0	0.00%	35	34	0%	0	0	0%	100%	100%	0%	0	0	
		1	0	1	0%	0	0	0	34	0	34	0	0	0	0.00%	35	34	0%	0	0	0%	100%	100%	0%	0	0	




District Health Assessment for Ident 5875 - GIBRALTAR - UND through August 2025

Status/ District Name Number of Months in Status *		Clubs							Membership							Member Strength		Cancellation		Reports			Finance		Leadership		
		Active Clubs	Clubs in Status Quo	Total Clubs	% Status Quo Clubs in Financial Suspension	New Clubs	Cancelled Clubs	YTD Net Club Gain/Loss	Current Members In Active Clubs	Current Members In Status Quo Clubs	Current Total Members Count	YTD Add	YTD Drop	YTD NetGrowth (includes Active and Status Quo)	YTD NetGrowth% (includes Active and Status Quo)	Member Count 12 Months Ago	Average Member Count Per Club	% of Clubs with less than 20 members	Average Cancelled Club Age	Members Lost Due to Cancelled Clubs	% of Clubs Reporting Service	% No MMR in 3 Months	% No Officer Report in 12 months	% of Clubs with balance 90+ days	Number of Zone Chairs Recorded	Number of Region Chairs Recorded	District Officers Vacancies **
Ident 5875 - GIBRALTAR		1	0	1	0%	0	0	0	14	0	14	0	0	0	0.00%	17	14	100%	0	0	0%	100%	0%	0%	0	0	0
		1	0	1	0%	0	0	0	14	0	14	0	0	0	0.00%	17	14	100%	0	0	0%	100%	0%	0%	0	0	0



District Health Assessment for Ident 5891 - REP OF LATVIA - UND through August 2025

 Status/ District Name of Months in Status *		Clubs							Membership							Member Strength		Cancellation		Reports			Finance		Leadership		
		Active Clubs	Clubs in Status Quo	Total Clubs	% Status Quo Clubs in Financial Suspension	New Clubs	Cancelled Clubs	YTD Net Club Gain/Loss	Current Members In Active Clubs	Current Members In Status Quo Clubs	Current Total Members Count	YTD Add	YTD Drop	YTD NetGrowth (includes Active and Status Quo)	YTD NetGrowth% (includes Active and Status Quo)	Member Count 12 Months Ago	Average Member Count Per Club	% of Clubs with less than 20 members	Average Cancelled Club Age	Members Lost Due to Cancelled Clubs	% of Clubs Reporting Service	% No MMR in 3 Months	% No Officer Report in 12 months	% of Clubs with balance 90+ days	Number of Zone Chairs Recorded	Number of Region Chairs Recorded	District Officers Vacancies **
Ident 5891 - REP OF LATVIA		2	0	2	0%	0	1	-1	15	0	15	0	6	-6	-28.57%	24	8	100%	7	6	0%	50%	0%	0%	0	0	
		2	0	2	0%	0	1	-1	15	0	15	0	6	-6	-28.57%	24	8	100%	7	6	0%	50%	0%	0%	0	0	



District Health Assessment for Ident 5911 - REPUBLIC OF KOSOVO - UND through August 2025

Status/ District Name of Months in Status *		Clubs							Membership							Member Strength		Cancellation		Reports			Finance		Leadership		
		Active Clubs	Clubs in Status Quo	Total Clubs	% Status Quo in Financial Suspension	New Clubs	Cancelled Clubs	YTD Net Club Gain/ Loss	Current Members In Active Clubs	Current Members In Status Quo Clubs	Current Total Members Count	YTD Add	YTD Drop	YTD NetGrowth (includes Active and Status Quo)	YTD NetGrowth% (includes Active and Status Quo)	Member Count 12 Months Ago	Average Member Count Per Club	% of Clubs with less than 20 members	Average Cancelled Club Age	Members Lost Due to Cancelled Clubs	% of Clubs Reporting Service	% No MMR in 3 Months	% No Officer Report in 12 months	% of Clubs with balance 90+ days	Number of Zone Chairs Recorded	Number of Region Chairs Recorded	District Officers Vacancies **
Ident 5911 - REPUBLIC OF KOSOVO		6	0	6	0%	0	1	-1	99	0	99	0	16	-16	-13.91%	101	17	100%	6	16	0%	33%	17%	33%	0	0	
		6	0	6	0%	0	1	-1	99	0	99	0	16	-16	-13.91%	101	17	100%	6	16	0%	33%	17%	33%	0	0	




District Health Assessment for Ident 5915 - ARMENIA - UND through August 2025

Status/ District Name of Months in Status *		Clubs							Membership							Member Strength		Cancellation		Reports			Finance		Leadership		
		Active Clubs	Clubs in Status Quo	Total Clubs	% Status Quo Clubs in Financial Suspension	New Clubs	Cancelled Clubs	YTD Net Club Gain/ Loss	Current Members In Active Clubs	Current Members In Status Quo Clubs	Current Total Members Count	YTD Add	YTD Drop	YTD NetGrowth (includes Active and Status Quo)	YTD NetGrowth% (includes Active and Status Quo)	Member Count 12 Months Ago	Average Member Count Per Club	% of Clubs with less than 20 members	Average Cancelled Club Age	Members Lost Due to Cancelled Clubs	% of Clubs Reporting Service	% No MMR in 3 Months	% No Officer Report in 12 months	% of Clubs with balance 90+ days	Number of Zone Chairs Recorded	Number of Region Chairs Recorded	District Officers Vacancies **
Ident 5915 - ARMENIA		2	3	5	0%	0	0	0	16	27	43	0	0	0	0.00%	27	8	100%	0	0	0%	100%	60%	100%	0	0	
		2	3	5	0%	0	0	0	16	27	43	0	0	0	0.00%	27	22	100%	0	0	0%	100%	60%	100%	0	0	




District Health Assessment for Ident 5931 - BULGARIA - UND through August 2025

<div></div> <div>Status/ District Name of Months in Status *</div>		Clubs							Membership							Member Strength		Cancellation		Reports			Finance	Leadership			
		Active Clubs	Clubs in Status Quo	Total Clubs	% Status Quo Clubs in Financial Suspension	New Clubs	Cancelled Clubs	YTD Net Club Gain/ Loss	Current Members In Active Clubs	Current Members In Status Quo Clubs	Current Total Members Count	YTD Add	YTD Drop	YTD NetGrowth (includes Active and Status Quo)	YTD NetGrowth% (includes Active and Status Quo)	Member Count 12 Months Ago	Average Member Count Per Club	% of Clubs with less than 20 members	Average Cancelled Club Age	Members Lost Due to Cancelled Clubs	% of Clubs Reporting Service	% No MMR in 3 Months	% No Officer Report in 12 months	% of Clubs with balance 90+ days	Number of Zone Chairs Recorded	Number of Region Chairs Recorded	District Officers Vacancies **
Ident 5931 - BULGARIA		9	0	9	0%	0	0	0	222	0	222	1	0	1	0.45%	212	25	22%	0	0	0%	89%	22%	11%	0	0	
		9	0	9	0%	0	0	0	222	0	222	1	0	1	0.45%	212	25	22%	0	0	0%	89%	22%	11%	0	0	



District Health Assessment for Ident 5935 - SERBIA - UND through August 2025

<div></div> <div>Status/ District Name of Months in Status *</div>		Clubs							Membership							Member Strength		Cancellation		Reports			Finance	Leadership			
		Active Clubs	Clubs in Status Quo	Total Clubs	% Status Quo Clubs in Financial Suspension	New Clubs	Cancelled Clubs	YTD Net Club Gain/ Loss	Current Members In Active Clubs	Current Members In Status Quo Clubs	Current Total Members Count	YTD Add	YTD Drop	YTD NetGrowth (includes Active and Status Quo)	YTD NetGrowth% (includes Active and Status Quo)	Member Count 12 Months Ago	Average Member Count Per Club	% of Clubs with less than 20 members	Average Cancelled Club Age	Members Lost Due to Cancelled Clubs	% of Clubs Reporting Service	% No MMR in 3 Months	% No Officer Report in 12 months	% of Clubs with balance 90+ days	Number of Zone Chairs Recorded	Number of Region Chairs Recorded	District Officers Vacancies **
Ident 5935 - SERBIA		4	0	4	0%	0	0	0	53	0	53	0	0	0	0.00%	49	13	75%	0	0	0%	50%	50%	0%	0	0	
		4	0	4	0%	0	0	0	53	0	53	0	0	0	0.00%	49	13	75%	0	0	0%	50%	50%	0%	0	0	

* - District Status: P - Provisional, T - Transitional.

** - District Officers Vacancies: DG - District Governor, 1st VDG - First Vice District Governor, 2nd VDG - Second Vice District Governor.